

## Teachers' instructions

### For the Key Stage 1 activity: Mix and match


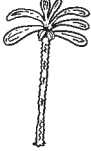






Encourage the children to look at each photograph on the enclosed poster. (See CAFOD's website for more information on each photograph). What does this picture show? Do you think it was taken in this country? Why/why not? Explain that some people in the countries pictured do not have food/water/education/doctors, etc. Ask if this is fair. Talk about scoring a goal in football and how the team has to work together. Explain that all the people in the world are going to try to make the world a better place by "scoring" eight goals. Explain what each of the MDGs is about, using phrases from the labels on page 6.

Ask the pupils, working in pairs, to cut up the pictures and labels along the dotted lines. Then see if they can match each picture with the correct label. Colour in the pictures and stick them onto a large circle painted to represent the world. Stick the labels around the circle. Paint a title, such as "Making the world a fairer place".

### For the Key Stage 2 activity: Project planner

The pupils act as groups of people asked to advise an aid agency (like CAFOD) on how best to use its funds. Each group has £50,000 and must divide this money between the projects. Each project will help to achieve at least one of the eight MDGs.

1. Give each group a few minutes to read through the list of projects.
2. Ask each pupil to choose one project she or he would like to help and give reasons. They should also work out which other MDG(s) the project will be helping to achieve.
3. Ask pupils to explain their choices in groups or as a whole class.
4. Ask each group to decide together how much each project will be given. (They could use 50 counters, each representing £1,000 and move them around the chart whilst they are deciding. Alternatively, provide imitation £1,000 notes).
5. When they have decided, ask them to write the amount on the chart next to each project.
6. Ask the groups to compare results and share what is important about the projects they are funding.

Millennium Development Goal projects		£
<b>Goal 1</b>	Edith lives with her family in Zambia. This project will help farmers in her village by providing seeds for them to grow and helping them to channel water to the land. 	
<b>Goal 2</b>	Mario and Juan go to La Floresta School in a poor community in Colombia. This project will train people in their area to plant and care for fruit trees. Some of the money earned from selling fruit will be used to pay the teacher. 	
<b>Goal 3</b>	Bismelliana lives in Grizh Balshaj in Albania. She is five. This project will provide extra teachers and classrooms so that all the village children can attend school. 	
<b>Goal 4</b>	Nuno and his mother live in East Timor. This project will support the TB clinic near his home. TB is a serious disease that can kill. If the doctors find out quickly that a child has TB and they give him or her a full course of treatment, the child can make a full recovery. 	
<b>Goal 5</b>	Hosanna has just had a baby. This project in Nigeria will train nurses to look after women in Hosanna's village who are having babies and make sure the babies are born safely. 	
<b>Goal 6</b>	Ang and her family live near Tonle Sap lake in Cambodia. This project will fund the floating clinic to visit Ang's village for one day each week and check the villagers to make sure they do not have dangerous diseases. 	
<b>Goal 7</b>	Marcus lives in Maigiginya in Nigeria. His village now has clean water and it has greatly improved life there. This project will help to provide water pumps for other villages nearby. 	
<b>Goal 8</b>	Caragh Aylett lives in England. She went to Manchester with her school last year to ask the government for fair trade for poorer countries. This project will provide funds to groups in England and Wales to help them to promote trade justice. 	

\* Most of these projects are based on CAFOD's work overseas. Visit [www.cafod.org.uk/schools](http://www.cafod.org.uk/schools) to find out more about them.

**Total: £50,000**

### Post-activity discussion questions

- Which projects were given the most money? Why?
- How will these projects improve life for the local people?
- How will they help each country to help itself?
- Do you think that all the projects are important? If so, why?
- Should the world leaders support all the Millennium Development Goals?

### Extension activities:

Look at CAFOD's website and find out more about one of the countries. Write to the Prime Minister telling him what you have learnt about the goals and asking him to increase the amount of money that we give to developing countries.